


PRECISION PLUMB LASER

QUAD 1000

ACCURATE • VERSATILE • EASY TO USE

High-Rise jobs Elevator Shafts Towers Smoke Stacks Tank Distortion Measurement
Or any job requiring zenith-vertical control



Accurate to ± 5 arc seconds

Measures plumb up to 900 feet (247m)

Automatic self-leveling

Built in Redmond Oregon USA

QUAD 1000 Long Range Precision Plumb Control

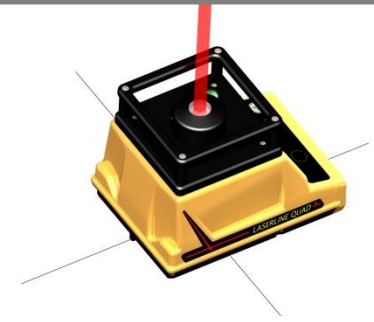
Three simple ways to get over your point



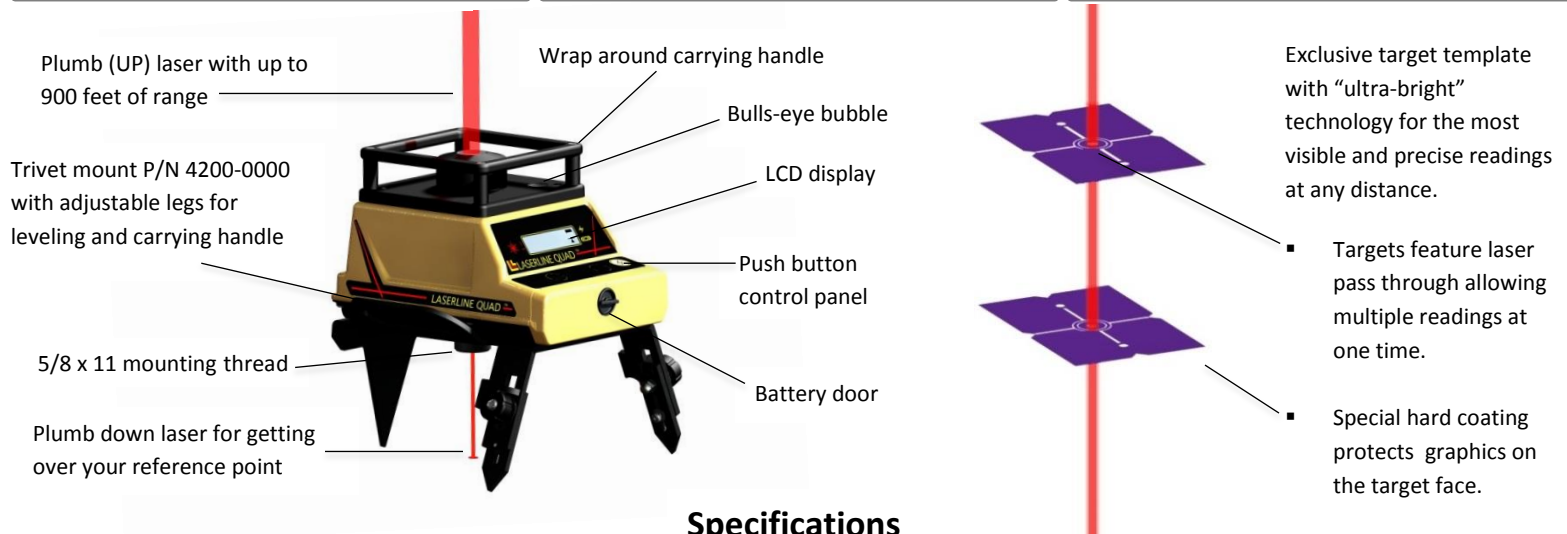
Special trivet mount gets the Quad 1000 five inches over your reference point, For a fast and stable set-up.



The Quad 1000 mounts to any 5/8 x 11 standard flat head tripod.



The Quad 1000 base features built-in centering notches to align the laser over your point when placing on deck.



Specifications

Self-Leveling: Electronic servo with variable temperature compensation

Self-Leveling Range: $\pm 2^\circ$

Plumb Beam UP Accuracy: ± 5 arc seconds

Plumb Beam UP Range: 900ft. (274m)

(Depending on conditions)

Plumb Beam Spot Size: At Source 3/8" (9.525mm)

(Nominal) 300 ft. 3/8" (9.525mm)

600 ft. 9/16" (14.287mm)

900 ft. 7/8" (22.225mm)

Plumb Beam Down Accuracy / Range: 1 arc min. @ 15ft. (4.57m)

(For getting over a point)

Laser Type / Class: 635nm / CDRH class 3A / IEC 825-1 class 3R

Laser Power: 4.5mw up / 1.0mw down

Power Source: 4ea. D-cell Alkaline batteries / 140 hrs. Battery life

(Depending on conditions)

Operating Temperature: 0° to 120F (-18° to 50c)

Storage Temperature: -4° to 158°F (-20° to 70°c)

Dust and Water Sealed: To IP56 standards

Weight: 7.25 lbs. (3.28k)

Dimensions: 6 1/2 inch / 16.51cm = H

6 1/2 inch / 16.51cm = W

9 1/4 inch / 23.5cm = L

Warranty: 24 months parts and labor for defected workmanship and material

Designed and built in Redmond Oregon USA



[YOUR LOCAL DEALER]

1810 SE First Street Ste. H • Redmond, OR 97756

Phone: 541-548-0882 • Fax: 541-548-0892

Email: Laserline@laserline.net • Web: www.laserlinemfg.com